



Entry Door Systems



Welcome Home



Cobblestone

Beautiful geometric lines create a pattern that will compliment a myriad of architectural styles. Gray accents combine with a variety of textured glass for a look that is interesting yet subtle.



FCOB-6
SSFCOB-54
(C, O, M)

FCOBSL-32
SSFCOBSL-54
(C, O, M)

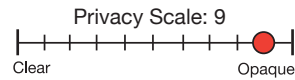
SSRCOB-57

SCOB-10
SSSCOB-50
(C, O, M)

SCOBSL-28
SSSCOBSL-50
(C, O, M)



Glass Details:
Clear Chord Glass
Granite Glass
Clear Seedy Glass
Gray Waterglass
Narrow Reeded Glass
Clear Waterglass
LowE366 Glass
Patina Caming



Dutch Craft

Inspired by the revival of the Craftsman Home, the Dutch Craft offers a stunning combination of geometric angles complimented with gray waterglass and deep red accents.




FDC-6
SSFDC-54
(C, O, M)

FDCSL-32
SSFDCSL-54
(C, O, M)

SSRDC-57

SDC-10
SSSDC-50
(C, O, M)

SDCSL-28
SSSDCSL-50
(C, O, M)



Glass Details:
Seedy Glass
Granite Glass
Gray Waterglass
Microgranite Glass
LowE366 Glass
Patina Caming



The Gallery Collection is designed and distributed exclusively by Home Guard Industries, Inc.

SS: Signature Series C = Cherry, O = Oak, M = Mahogany



Beauty

HGI Entry Systems will add an element of beauty which will be enjoyed by you, the homeowner, as well as every visitor who comes to your door. Lovely stained and painted finishes will highlight the myriad of decorative glass and unique hardware options. Your new front door will add charm, curb appeal and value to your home.

Strength

All HGI Steel Entry Systems are built using an all-steel construction 22 gauge door which is 33% heavier than competitors doors for security and durability. All HGI FiberStar Entry Doors are constructed with state-of-the-art technology. Laminated composite rails and high impact skins yield outstanding strength and durability.

Safety

The safety of your home and family is always first. HGI doors offer such features as an 18 gauge steel frame, deadbolt, security plates and tempered safety glass. Our steel edge door has over ten times the strength of a wood edge door to protect against forced entry.

Energy Savings

HGI doors will insulate better than many walls with a R rating of 15.1. In layman's terms, our door is the best in the industry at keeping the inside in and the outside out. Windows and doors represent the biggest energy loss in most homes. Allow a beautiful HGI door to save you money.

HGI 101 : How To Build A Door

You are four easy steps away from a new entranceway for your home.



1

Select a HOME GUARD® door style from the 24 unique families of glass and doors styles.



2

Choose from our sixteen decorator colors or seven hand applied stain finishes for the inside and outside of your new entry door.



3

Select a knob, lever or handleset (even keyless!) from the many styles and finishes offered to compliment your door.



4

Add functionality with a peepsite, knocker, kickplate or magazine slot. Add strength and beauty with our exclusive HGI Cladwrap or Timberframe door frame options.



Lifetime & Beyond Warranty

Like the Amish artisans that live and work near the Home Guard factory in Grabill, Indiana, we too craft each door one at a time. We are proud to offer a Lifetime & Beyond Limited Warranty on All Home Guard Entry Doors. Our exclusive transferable warranty gives peace-of-mind protection against warping, delamination and twisting of door slab

for as long as you own the door...and beyond. Please see our Warranty Card for details.

Table of Contents

Introducing HGI/Where to Begin.....	2	Madison Collection.....	14	Blinds Collection	22
Ironwood Steel Door Features.....	3	Paris Collection.....	14	Perspectives Collection.....	23
FiberStar Fiberglass Door Features.....	4	Heirlooms Collection.....	15	Retro Collection	24
Shaker Series/Roundtop Doors.....	5	Mistify Collection.....	15	American Homes Series.....	25
Signature Series: Door Styles.....	6	Radiant Hues Collection.....	16	French Doors.....	26
Signature Series: Stains/Grains.....	7	Majestic Elegance Collection	16	Sliding Patio Doors	26
Signature Series: Craftsman/Plank.....	8	Oak Park Collection.....	17	Pro Match Color Options.....	27
Signature Series: Specialty Doors	9	Grace Collection.....	17	Stain Options	27
Cobbleston Collection	10	Bristol Collection.....	18	Baldwin/Keyless Hardware	28
Dutch Craft Collection.....	10	Mohave Collection	18	Schlage Hardware.....	29
Lazarus Collection	11	Private Lites Collection	19	Specialty Hardware.....	30
Leland Collection	11	Renewed Impressions	19	Exclusive Features	31
Lexington Collection	12	Greenfield Collection	20	AlumiWeld Storm Doors.....	32
Ovation Collection.....	12	Expressions Collecction	20	AlumiWeld Storm Doors.....	33
Cadence Collection.....	13	Topaz Collection	21	AlumiWeld Entry Shield Features.....	34
Nouveau Collection	13	Entropy Collection.....	21	AlumiWeld Luma-Stain Options	35
		Savannah Patio Doors.....	22	Additional HGI Products.....	36



Steel Door Features

HOME GUARD® IronWood Paintable Smooth Steel and Stainable Steel Doors are the ultimate in home security, beauty, long-term value and longevity. Increased energy savings, safety, home value, curb appeal, a rock-solid warranty - there are a multitude of reasons to upgrade today to a Home Guard door.



HOME GUARD's Exclusive Timberframe® all-composite frame offers all the beauty of wood with none of the headaches. Completely maintenance and worry free, the Timberframe® will not warp, rot, mold or wick water and can be stained to match all HGI door stains. Timberframe® is an option on most HOME GUARD doors.




All doors feature steel edge construction and are fully insulated with an inner core of environmentally friendly polyurethane foam and offer a superior R-factor of 15.1 for the ultimate in energy conservation. Our steel doors are wood-free and will not swell, split, twist, warp or rot like other steel doors with wood rails and lock block.



The door bottom weather-strip slides off and on for easy replacement and forms a weather-tight seal to the threshold. The result is a superior seal that keeps the inside in and the outside out.



Our exclusive steel "L" frame provides the next measure of security adding strength to your entrance. This crucial element is available on all HGI replacement doors and our adjustable strike plate makes installation easy on every door upgrade.




The unequalled security of steel - A wood edge steel door (left) cracked under the force of one hit of a 100 lb. test weight. Steel edge doors (right) did not force open after seven hits of a 100 lb. test weight.



HOME GUARD's exclusive, patented Adjustable Hinge Plate System adjusts up or down and in or out for a tighter weatherseal against the elements and gives you increased energy savings. Also a standard feature on all Signature Series Fiberglass Doors.



Hardware finish matched Ball-Bearing Hinges are standard on all doors and offer the ultimate in smooth operation. Individual ball bearings ensure years of quiet, trouble-free use.



Duraframe Jambs are the standard wood frame on all HGI doors and are constructed using an Alaskan Cypress base which repels water preventing the wood from wicking and rotting.



HGI's full 4" X 10" Composite Lock Block has more screw holding power than wood. Injection molded for uniform size, there is no distortion of the door skin typically found with wood lock blocks.



Home Guard entry doors* are Energy Star approved and meet strict energy efficiency guidelines set by the EPA and US Department of Energy.

* Certain door styles do not qualify due to glass options.



Fiberglass Door Features

Home Guard FiberStar™ Fiberglass Doors are beautifully designed with patented Hydroshield™ technology.

This revolutionary system ensures that water is repelled from the perimeter of the door to eliminate twisting or warping.



Deep detailed embossments create a real wood door look without the maintenance and headaches of real wood.



Fiberglass doors feature a woodgrain texture. These doors can be painted in any of our 16 decorator colors or hand-stained in your choice of our seven Ironwood stains.



Special exterior rails are used on the perimeter to shut out moisture from all fiberglass doors. Patented Hydroshield technology ensures against warping, twisting, rotting or splitting...clearly setting our fiberglass doors apart from all the others.




HGI's exclusive Timberframe® all-composite frame offers all the beauty of wood with none of the headaches. Completely maintenance and worry free, the Timberframe® will not warp, rot, mold or wick water and can be stained to match all HGI door stains. Timberframe® is an option on most HGI doors.



The door bottom weather-strip slides off and on for easy replacement and forms a weather-tight seal to the threshold. The result is a superior seal that keeps the inside in and the outside out.



Ball-bearing hinges are standard on all doors and are available in four color choices. Individual ball bearings ensure years of quiet, trouble-free use and provide the ultimate in smooth operation.




Duraframe Jambes are the standard wood frame on all HGI doors and are constructed using an Alaskan Cypress base which repels water preventing the wood from wicking and rotting.



Environmentally Sound Polyurethane Foam Core

While some other fiberglass door manufacturers still use HCFC-free foam, we are proud to offer a truly "green" door which is completely CFC-free in compliance with the U.S. environmental standards to prevent destruction to the Earth's ozone layer. The advanced polyurethane core used in our doors also enhances the door's soundproofing capabilities and provides insulation properties six times greater than wood.



Shaker Series

Shaker simplicity inspires HGI's new Smooth Steel Door collection, including one, two and three panel styles. The clean lines and sleek design fit numerous architectural styles from traditional to contemporary. The Shaker door styles are available in 2/8 and 3/0 widths.



SMSHAK1-20
1-PANEL SHAKER

SMSHAK2-20
2-PANEL SHAKER

SMSHAK3-20
3-PANEL SHAKER




The minimalism characteristic of the Shaker style is ideal for anyone looking to add traditional or craftsman style to their home.

Roundtop Entry Doors



- 22 Gauge Steel
- Factory Steel Cap
- Replacement Frame or Timberframe® New Construction
- Beautiful renovations
- Wood grains to replace Wood doors
- Archtops are also available



F17RT-45*

HGI is proud to be one of a handful of manufacturers who have perfected the art of producing high quality roundtop and archtop entry doors. These beautiful and unique doors are made from 22 gauge steel and include a factory-installed steel cap. The HGI Roundtop door can be ordered as a replacement frame unit or as a Timberframe new construction unit. Our roundtops make a perfect, energy saving replacement for antiquated wood doors. Available in 16 baked-on color options or 7 beautiful woodgrain hand-stained finishes, these doors exude charisma and rustic charm, while maintaining modern operation, longevity and energy efficiency.

*Glass style available in round top only. Due to the size of the F17RT glass frame, there is a visible seam on the outer rail.

Signature Series

Door Styles & Available Wood Grains

6 Panel



Cherry, Oak or Mahogany

8 Panel Center Arch



Cherry Only

2 Panel



Cherry

2 Panel Arch Top Plank



Cherry

Craftsman



Fir Only

3 Panel



Mahogany

Note: The selections shown here are grain choices and each is available in one of our four stain colors shown on page 7.

Signature Series

Natural Fiberglass Grains

The beauty of natural wood, improved.

HGI's Signature Door Series features a patented grain technology process that authentically replicates any natural surface. The door process begins by hand, selecting the most desirable wood pieces which are then used to build a real wood door. A silicone casting accurately picks up the finest details of the wood grain which are transferred to the door mold using our Nickel Vapor Deposition Technology. The resulting mold is utilized to produce the fiberglass skin of each Signature Series door. The result is a breathtaking reproduction with random grain depths and all the natural characteristics of natural wood, but free from the warping, bowing, delamination and moisture issues that plague real wood doors. Born from real wood but vastly improved upon by state-of-the-art technology. The best of both worlds: HGI Signature Series Doors.



CHERRY GRAIN



MAHOGANY GRAIN



OAK GRAIN



FIR GRAIN

Available Stains

Colonial Oak Stain Shown on Oak Grain



Mahogany Stain shown on Mahogany Grain



Cherry Stain shown on Cherry Grain



Harvest Gold Stain shown on Cherry Grain



Exclusive Adjustable Frame

Every Signature Series Entry Door is equipped with HGI's exclusive, patented adjustable hinge plate system. The door hinge is adjustable both vertically and horizontally to deliver the perfect fit on the door frame. The result is superior ease of operation and an industry leading weatherseal against the elements. The bottom line: **increased energy savings.**



The Detail is our Signature



Signature Series

Specialty Doors

2 Panel Archtop Plank
Cherry Grain/Cherry Stain



SS2PPL-57

Craftsman
Fir Grain/Colonial Oak Stain



SS2PPLSL-57



SSCRDL-57
Shown standard without Dentil Shelf

Craftsman door & sidelites
shown with Topaz glass.



Details of the Craftsman
Fiberglass Fir Grain Construction



Note:
Dentil Shelf optional
on fiberglass Fir Grain
Craftsman only.

Available Craftsman Glass Styles

OAK PARK



SSCROP-57



SSCROPSL-57

GREENFIELD



SSCRGRN-57



SSCRGRNSL-57

PARIS



SSCRPAR-57



SSCRPARSL-57

TOPAZ



SSCRTPZ-57



SSCRTPZSL-57

PRIVACY-RAIN



SSCRDGC-57



SSCRDGC SL-57

DIVIDED LITES



SSCRDL-57

CLEAR GLASS



SSCRCL-57




SSCRCLSL-57

Signature Series Specialty Doors

2 Panel Designs available in Cherry Grain




3 Panel Designs in Mahogany Grain



3 Panel door shown with Heirlooms glass design.

8 Panel Center Arch ~ Cherry Grain



3/4 Side Lites ~ Cherry Grain





Bazarus

Timeless patina coming and a beautiful center cluster are combined in this stunning glass. Sunlight will dance through your doorway with the aid of clear beveled detail.

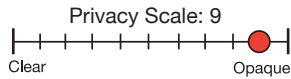


FLAZ-6
SSFLAZ-54
(C, O, M)

FLAZSL-32
SSFLAZSL-54
(C, O, M)

SLAZ-10
SSSLAZ-50
(C, O, M)

SLAZSL-28
SSSLAZSL-50
(C, O, M)



- Glass Details:
- Clear Bevels
- Artic Glass
- Clear Jewel Facets
- Granite Glass
- LowE366 Glass
- Patina Coming



Beland

Pointed symmetrical arches frame the LeLand both on the top and bottom. This very private glass will compliment any homestyle from elegant to traditional.



FLEL-6
SSFLEL-54
(C, O, M)


FLELSL-32
SSFLELSL-54
(C, O, M)

SSCRELEL-57


SLEL-10
SSSLEL-50
(C, O, M)

SLELSL-28
SSSLELSL-50
(C, O, M)

The Gallery Collection is designed and distributed exclusively by Home Guard Industries, Inc.



- Glass Details:
- Double Glue Chip Glass
- Gray Waterglass
- LowE366 Glass
- Patina Coming



SS: Signature Series C = Cherry, O = Oak, M = Mahogany



Lexington

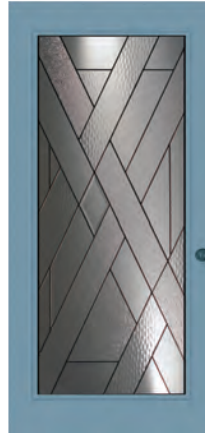
Clean and contemporary describes the Lexington doorlight and sidelight. A variety of glass textures used in a woven pattern diffuses the sun's light in a multitude of ways.



Glass details:
 Clear Waterglass
 Double Granite Glass
 Clear Bevel Glass
 Clear Glass
 Clear Vechhio
 LowE366 Glass
 Patina Caming



FLEXSL-32
 SSFLEXSL-54
 (C, O, M)



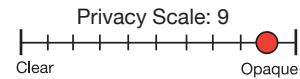
FLEX-6
 SSFLEX-54
 (C, O, M)



SLEX-10
 SSSLEX-50
 (C, O, M)

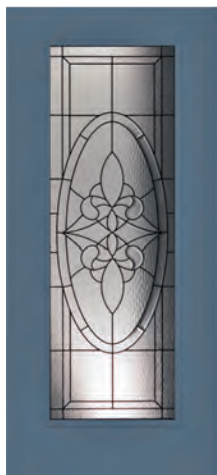


SLEXSL-28
 SSSLEXSL-50
 (C, O, M)



Ovation

The Ovation glass creates a stately entryway by featuring a large oval woven into a full lite glass. Ovation is pure elegance accented by traditional simple lines.




FOV-6
 SSFOV-54
 (C, O, M)




FOVSL-32
 SSFOVSL-54
 (C, O, M)



SS3POV-58
 (M)



Glass Details:
 Double Glue Chip Glass
 Clear Bevel
 Clear Waterglass
 Granite Glass
 LowE366 Glass
 Patina Caming




The Gallery Collection is designed and distributed exclusively by Home Guard Industries, Inc.

SS: Signature Series C = Cherry, O = Oak, M = Mahogany

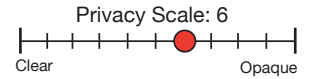


Cadence

Clear bevel clusters combined with hammered and ripple glass lend a feel of old world antiquity to these brilliant doors.



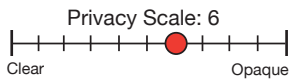
Clear Bevel Cluster
Hammered Glass
Ripple Glass
Patina Caming



Nouveau

Your magnificent new entrance begins with a stunning floral motif accented with clear cluster bevels, then offset with the graceful privacy of glue chip glass.

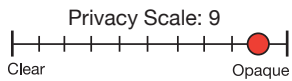
Glue Chip Glass
Clear Cluster Bevels
Clear Bevels
Patina or Nickel Caming



SS: Signature Series C=Cherry, O=Oak, M=Mahogany
**Not Available in Fiberglass

Madison

A simple design inspired by nature is the hallmark of the Madison glass. The beautiful geometric design casts intricate patterns of sunlight into your home and creates a uniquely contemporary entrance.



Nickel-Vein Wrought Iron
Micro-Cubed Glass



FMAD-5
SSFAD-52
(C,O,M)



FMADSL-31
SSFADSL-52
(C,O,M)



FMAD48-16
SSFAD48-55
(M)



FMAD48SL-33
SSFAD48SL-55
(C,M)



SS: Signature Series C=Cherry, O=Oak, M=Mahogany

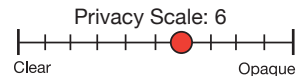


SS: Signature Series C=Cherry, O=Oak, M=Mahogany

Paris

Graceful intertwining circles of beveled glass offset with rectangular arctic glass panels create a distinct combination and a magnificent entrance for any home.

Clear Bevels
Renaissance Glass
Arctic Glass
Patina Caming



FPAR-5
SSFPAR-51
(C,O,M)




FPARSL-31
SSFPARSL-51
(C,O,M)



FPAR48-16
SSFPAR48-55
(M)



FPAR48SL-34
SSFPAR48SL-55
(C,M)



SPAR-8
SSSPAR-48
(C,O,M)



SPARSL-26
SSSPARSL-48
(C,O,M)

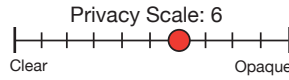


Heirlooms

The Heirlooms series combines exquisite clusters of clear glass bevels. Each is surrounded by a combination of glue chip and granite glass offset with satin nickel or brass caming for timeless beauty and priceless privacy.



Glue Chip Glass
Granite Glass
Satin Nickel or
Brass Caming



SOHM-18**

SHM-7
SSSHM-48
(C,O,M)

SHMSL-26
SSSHMSL-48
(C,O,M)

FHM-3
SSFHM-51
(C,O,M)

FHMSL-30
SSFHMSL-51
(C,O,M)

FHM48-14
SSFHM48-55
(M)


FHM48SL-34
SSFHM48SL-55
(C,M)

NHM-13

SWHM-1

FOHM-11**

S836HM-12



Textured Glass
Black Ceramic Frit

Mistify

Mistify Is the playful combination of pattern and texture. The black drizzle pattern is fused to softly textured glass, resulting in a mesmerizing statementpiece for any modern entryway and privacy for the home. This contemporary doorglass design is offered with black grilles between glass for a clean, divided look or as a single doorlight.



FMYB-5
SSFMYB-54
(C,O,M)

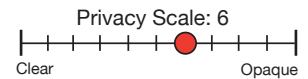
FMYBSL-30
SSFMYBSL-54
(C,O,M)

SMYB-7
SSSMYB-50
(C,O,M)

SMYBSL-26
SSSMYBSL-50
(C,O,M)

FMYB48-14
SSFNYB-56
(M)

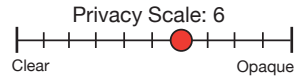
FMYB48SL-33
SSFMYB48SL-56
(C,M)



Radiant Hues

A beautiful way to illuminate your entryway and greet friends while retaining privacy.

- Clear Bevels
- Gray Renaissance Glass
- Clear Renaissance Glass
- Nickel Caming



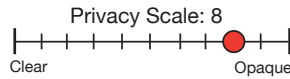
SRA-7 SSSRA-48 (C,O,M) SRASL-27 SSSRASL-48 (C,O,M) S836RA-12 FRA48-15 SSFRA48-55 (M) FRA48SL-34 SSFRA48SL-55 (C,M) SORA-18**

Majestic Elegance


Dress your entranceway with the perfect balance of light, sophistication and privacy and turn the first impression of your home into a lasting impression.



- Glue Chip Glass
- Clear Bevels
- Patina Caming



SME-8 SSSME-48 (C,O,M) FME-3 SSFME-52 (C,O,M) FMESL-30 SSFMESL-52 (C,O,M) S836ME-12 SMESL-27 SSSMESL-48 (C,O,M)



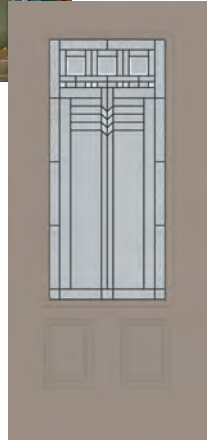

SS: Signature Series C=Cherry, O=Oak, M=Mahogany
 ** Not Available in Fiberglass




Oak Park

When you think Craftsman style, you're thinking Oak Park. A patina finish and handcrafted, textured glass create a striking geometric pattern reminiscent of Art & Crafts design. Four glass types create a bright entryway and medium privacy level.

Crinkle Glass
Thin Reed Glass
Clear Bevels
Clear Seedy Glass




FOP48-16
SSFOP48-56
(C,M)



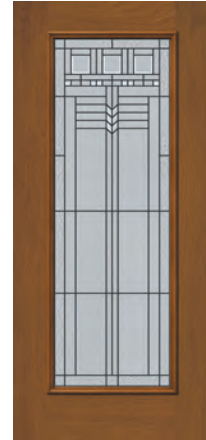
FOP48SL-33
SSFOP48SL-56
(C,M)




SOP-8
SSSOP-49
(C,O,M)



SOPSL-27
SSSOPSL-49
(C,O,M)



FOP-3
SSFOP-52
(C,O,M)



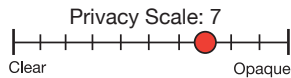
FOPSL-31
SSFOPSL-52
(C,O,M)



Grace

A glistening combination of nature-inspired bevels and nickel-caming accents the multiple styles of glass present in this exquisite design.

Nickel Caming
Granite Glass
Micro-Cubed Glass
Micro-Granite Glass
Clear Bevels



QAGRC-19



SWGRC-1



SOGRC-18**




FGRC-2
SSFGRC-51
(C,O,M)



FGRCSL-29
SSFGRCSL-51
(C,O,M)



SGRC-8
SSSGRC-49
(C,O,M)



SGRCSL-26
SSSGRCSL-49
(C,O,M)



FGRC48-15
SSFGRC48-56
(M)




FGRC48SL-33
SSFGRC48SL-56
(C,M)

SS: Signature Series C=Cherry, O=Oak, M=Mahogany
**Not Available in Fiberglass

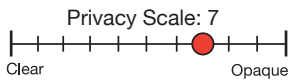


Bristol

Bristol will add the finishing touch to your home's Classic architecture. Your eye will be drawn to a clear bevel column extending the length of the doorglass. Satin nickel finishing softly defines Bristol's lines. The hammered glass adds a high level of privacy.



Clear Bevels
Hammered Glass
Granite Glass



SGBT-18**



FBT-2
SSFBT-51
(C,O,M)



FBTSL-29
SSFBTSL-51
(C,O,M)



SBT-7
SSSBT-48
(C,O,M)



SBTSL-26
SSSBTSL-48
(C,O,M)



FBT48-14
SSFBT48-55
(M)

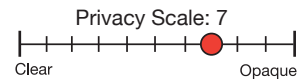


FBT48SL34
SSFBT48SL-55
(C,M)

Mohave

Reminiscent of Native American designs, the Mohave glass patterns consist of seven individual glass textures and colors. Mohave offers outstanding security and unique beauty.

- Micro-Iced Granite Glass
- Gray Soft Wave Glass
- Bronze Soft Wave Glass
- Pale Amber Soft Wave Glass
- Clear Bevels
- Streamed Glass
- Small Hammered Glass
- Oil-Rubbed Bronze Caming



FMO-5
SSFMO-53
(C,O,M)



FMOSL-29
SSFMOSL-53
(C,O,M)



FMO48-14
SSFMO48-56
(M)



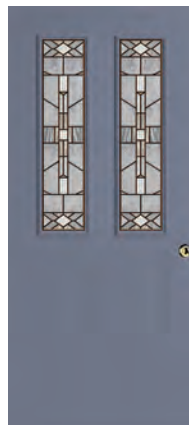
FMO48SL-33
SSFMO48SL-56
(C,M)



SMO-7
SSSMO-49
(C,O,M)



SMOSL-26
SSMOSL-49
(C,O,M)



S836MO-12

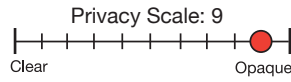
SS: Signature Series C=Cherry, O=Oak, M=Mahogany

** Not available in fiberglass.



Private Lites

The Private Lites Series features textured rainglass adding striking beauty to any interior or exterior door while affording the maximum in home privacy.



Textured Rainglass



SWPL-1

NPL-13

S386PL-12

FPL-2
SSFPL52
(C,O,M)


FPLSL-29
SSFPLSL-52
(C,O,M)

FPL48-17
SSFPL48-56
(M)

FPL48SL-34
SSFPL48SL-56
(C,M)

SPL-7
SSSPL-49
(C,O,M)


SPLSL-26
SSSPLSL-49
(C,O,M)



Renewed Impressions

The sweeping floral patterns of our signature Impressions decorative glass are elegantly refreshed with platinum nickel caming to create Renewed Impressions. The Contemporary design's textured surface offers a high privacy level.

- Streamed Glass
- Iced Granite Glass
- Clear Bevels
- Clear Renaissance Glass
- Platinum Nickel Caming



SWRLI-1

SORLI-18*

SRLISL-27
SSSRLISL-49
(C,O,M)

S836RLI-12

SSRLI-8
SSSRLI-49
(C,O,M)

FRLISL-30
SSFRLISL-52
(C,O,M)

FRLI-4
SSFRLI-52
(C,O,M)

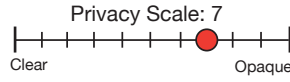
SS: Signature Series C=Cherry, O=Oak, M=Mahogany
*Not Available in Fiberglass



Greenfield

Elegant oil-rubbed bronze caming surround geometric shapes of color and texture resulting in a architectural design reminiscent of Frank Lloyd Wright.

- Olive Soft Wave Glass
- Pale Amber Soft Wave Glass
- Small Hammered Glass
- Thin Reed Glass




FGRN-4 SSFGRN-53 (C,O,M) FGRNSL-31 SSFGRNSL-53 (C,O,M) FGRN48-15 SSFGRN48-55 (M) FGRN48SL-33 SSFGRN48SL-55 (C,M) FGRN48-19



Expressions

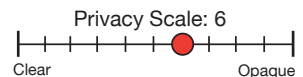
A classical influence expressed in a flow of beauty and texture as the patterns of the past combine with contemporary design.



FEX-3 SSFEX-53 (C,O,M) FEXSL-31 SSFEXSL-53 (C,O,M)



- Clear Bevels
- Granite Bevels
- Gray Renaissance Glass
- Satin Nickel Caming



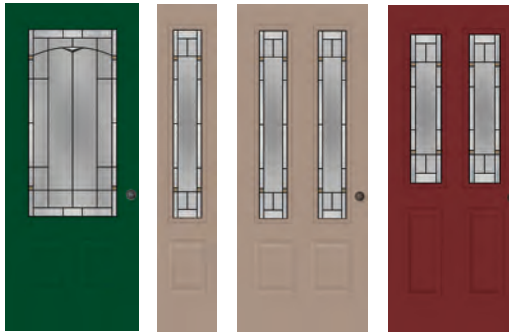
SS: Signature Series C=Cherry, O=Oak, M=Mahogany

Topaz


Classic patina caming surrounds the rich textured privacy of micro granite and reed glass. Reflective bevels add an exquisite finishing touch.



STPZ-8 SSSSTPZ-49 (C,O,M)
 STPZSL-27 SSSSTPZSL-49 (C,O,M)
 FTPZ-4 SSFTPZ-53 (C,O,M)
 FTPZSL-30 SSFTPZSL-53 (C,O,M)



FTPZ48-17 SSFTPZ48-55 (M)
 FTPZ48SL-34 SSFTPZ48SL-55 (C,M)
 FTPZ848-19
 S836TPZ-12



Bronze Soft Wave Glass
 Clear Glass Bevels
 Micro Granite Glass
 Thin Reed Glass



Entropy

Entropy comes from the Greek "to turn" - a fitting name for the beautiful circular patterns that comprise this eclectic design. Black chrome caming and multiple glass patterns combine with shimmering bevels to create a radiant welcome for your guests.



Clear Glass Bevels
 Clear Renaissance Glass
 Glacier Glass
 Granite Glass



FENTSL (L)-31 SSFENTSL-(L)51 (C,O,M)
 FENT-3 SSFENT-51 (C,O,M)
 FENTSL (R)-31 SSFENTSL-(R)51 (C,O,M)

SS: Signature Series C=Cherry, O=Oak, M=Mahogany

Note: Glass shown above varies slightly from standard size available. Please refer to the images at right for available glass.

Savannah Patio Door Systems

Savannah Patio Doors are constructed to allow for one operational door hinged off of one fixed door panel. All units include a high quality screen for ventilation. The Savannah has been downsized slightly for easy replacement of standard size sliding doors or it can now be ordered to replace full-size 6' door units. All Savannah units are constructed using our heavy 22 gauge door and carry the exclusive Lifetime & Beyond Warranty. Savannah Patio Doors are available in woodgrain and smooth steel.



PDFRLB15-20

Heavy-Duty Reinforced Screen w/White Frame (Optional Painted Frame Available)



Deadbolt & Leverset Available in Polished Brass, Satin Nickel and Aged Bronze



The Endura sill offers a non-conductive, high seal adjustable sill in a composite material that is guaranteed for life.


Savannah Patio Doors are available in ANY full view glass style!



PDF10-20



PDFFTENEXT-20



PDF15-20



PDFRLB-20



PDFMYB-20



PDFPL-20



PDFCHA-20



PDFCMS-20



PDFLNN-20

Blinds

Blinds built right in-between the clear insulated glass let you control light and privacy with ease while forever eliminating dust and damage. Perfect for entry doors, sidelites and Savannah patio doors, where decorative glass is not required. All styles available in white. Other custom colors available as noted.



FRLB-5
SSFRLB-53
(C,O,M)



FRLBSL-30
SSFRLBSL-53
(C,O,M)



S836RLB-12



SRLB-8
SSSRLB-49
(C,O,M)




SRLBSL-27
SSSRLBSL-49
(C,O,M)



SRLB9Lit-9
SSSRLB9Lit-49
(C,O,M)



FRLB48-17
SSFRLB48-56
(M)



Blinds Color Collection



White is standard. Optional, non-stock custom colors Espresso, Sandstone, Silver Moon, Slate Gray and Tan available in Full Lite and Half Lite sizes. See your HGI dealer for actual color samples.

SS: Signature Series C=Cherry, O=Oak, M=Mahogany

PERSPECTIVES

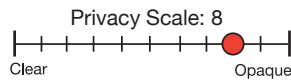
Textured Doorglass

Views and textures from around the world led to this diverse collection of privacy glass styles for your entry door.



Cumulus

Whether soft wisps of clouds or a 30,000-foot view of mountainous terrain, Cumulus takes a view from afar and brings it down to earth in your entryway door. Cumulus glass offers a high privacy level as well.



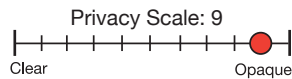
FCMS-2
SSFCMS-53
(C,O,M)

FCMSSL-29
SSFCMSSL-53
(C,O,M)



Linen

Reminiscent of a soft linen shirt or an elegantly embroidered linen tablecloth, Linen's lightly etched glass and woven pattern complement casual or formal entryway designs. The translucent white glass and soft moire of Linen's threads give it a high privacy level.




FLNN-3
SSFLNN-53
(C,O,M)

FLNNSL-29
SSFLNNSL-53
(C,O,M)



Chinchilla

As touchable as its namesake, Chinchilla's fine lines and organic, fur-like texture create a striking wave pattern when seen from afar. Chinchilla offers a high level of privacy to your home.



FCHA-2
SSFCHA-52
(C,O,M)

FCHASL-30
SSFCHASL-52
(C,O,M)




RETRO by HGI

RAIN 2 LITE



RN2LT-20

CIRCUIT 4 LITE



CIRCT4LT-20

FROSTED 3 LITE




FROS3LT-20

CUBED 5 LITE



CUBE5LT-20

CLEAR 3 STEP



CLR3STP-20



RETRO

Trends come and go. Good design lasts. As do good memories of homes you grew up in and architectural styles you've admired. HGI's Retro Collection celebrates the best of your design history. Architectural style is what gives a home character. The charm of bungalows. The geometric patterns of mid-century minimalism. Because you're inspired by your home's architecture or the vision of the one you're building, our Retro Collection is for you. It's the finishing touch for the discerning homeowner who appreciates a touch of timeless design and bold color strokes.



Available Retro Colors



BLUE BAYOU



LIME



ORANGE KRATE



CRABAPPLE



SOUR GRAPE



Note: RETRO door require the use of Timberframe (refer to page 27). Matching Clapwrap® not available for Retro Colors. All glass designs available in all sizes shown above via special request, contact customer service for details.

All Retro Series Doors are shown as 36 x 80. Also available in 34 x 80 and 36 x 84 however the appearance will be slightly altered due to the glass placement / spacing.

American Home Series

To let the sun shine through, choose clear glass for these traditional door styles.
 For privacy, many American Home series doors may be available as a Private Lite, such as textured rainglass.
 Please contact your HGI Inside Sales Representative for availability and pricing.



Most
HOME GUARD®
 American Home
 Series™ Doors
 with glass are provided
 with external high
 performance grids.
 All glass units
 are tempered
 safety glass with
 warm edge
 spacer systems.
 All glass frames are high
 performance thermal
 composite material
 guaranteed not
 to crack or warp.



X - Internal Grids Only
 * Also available with internal grids (Doors: pages 20-24, Sidelites pages 32-33 in price book), white only.
 ** Glass Frame SV-6 Always White
 ***Not Available in Fiberglass *Also available in clear glass
 SS: Signature Series C=Cherry, O=Oak, M=Mahogany

French Doors

Double doors, or “French Doors” as they are called, offer the opportunity for full access to your home or business. Very helpful for the occasional furniture move and a wonderful way to bring in lots of light or decorative glass accents. Double doors are available with hardware on the primary active door or both the active and secondary door as an option. Double doors are equipped with a state of the art astragal that has a weather close out seal that travels up and down with the internal head and foot bolts. For a classic look consider a HGI french door set available in all door styles, color and stain options. All door styles are available as French/Double Doors.

Easy to operate bolts that secure the secondary door top and bottom



Close out seal travels with slide bolts to ensure a good seal without the usual wear and tear.

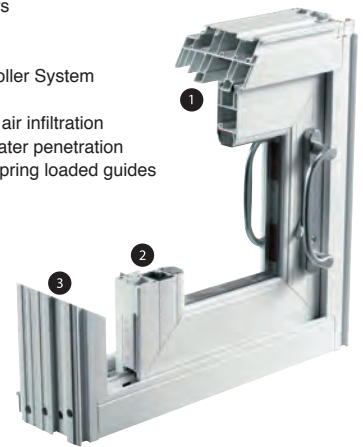


Premium Sliding Patio Doors

Whether to the backyard or the pool, an Innovations Premium Sliding Patio Door allows you to connect to your surroundings. Available in standard and custom sizes, the Innovations Sliding Patio Door features many unique options to deliver the ultimate in operation and performance.

- Uncompromised style
- Traditional interior millwork panel design
- Contemporary styled Multi-Point handle
- 5', 6', 8', 9', 12' and custom sizes
- Three premium wood-grain interiors
- Select hardware finish options
- Unsurpassed performance
- Innergy Composite Ball Bearing Roller System
- Metal reinforced panels
- Triple weather-stripping minimizes air infiltration
- High performance sill eliminates water penetration
- Heavy duty extruded screen with spring loaded guides

- 1 Multi-Cavity Design
- 2 Reinforced Panels
- 3 Spring loaded Screen Guide
- 4 Wood Grain Interiors
- 5 Hardware Options



Standard White

Premium Antique Brass

Premium Black Nickel

Premium Bright Brass

Premium Brushed Chrome

Premium Oil-Rubbed Bronze

Pro Match Color System

Color and Stain Options

With our exclusive HGI Pro Match Color System, you can have an exact match between Entry Doors, Windows, Patio Doors, Clad Wrap and ten Solid Storm Door colors.

Most Home Guard steel and fiberglass entry doors are available in an optional embossed woodgrain for the ultimate wood look finish. All steel doors are zinc-galvanized, primed and painted with a baked-on, high quality exterior paint. Of course, all HGI doors come with our exclusive seven year finish warranty.



PRO-MATCH COLOR SYSTEM

All colors marked "*" are Pro-Match colors.

7 Year Finish Warranty

The wood grain embossed doors can also be stained with one of our seven hand-rubbed finishes and sealed with Home Guard's exclusive GuardCoat.® Choose from one of the beautiful stains below or combine solid color on one side and stain on the other. Whichever you choose, your finish is backed by our exclusive 7 Year Finish Warranty.



Colors shown are reproduced by the lithographic process and may vary from actual color. Please ask your dealer for the official Home Guard Pro-Match Color Chart for a more accurate representation of color.

BALDWIN

Baldwin is about creating a signature look that seamlessly blends hardware with the personality of its owner. Backed by an industry leading limited 25-year finish warranty. Leave a lasting impression with Baldwin.



Adirondack Handleset
Dark Bronze



La Jolla Handleset
Matte Black



Longview Handleset
Dark Bronze



Napa Handleset
Satin Nickel



Santa Cruz Handleset
Satin Nickel



Seattle Handleset
Satin Nickel

STYLE	TYPE	Dark Bronze	Venetian Bronze	Satin Nickel	Matte Black
Adirondack	Combo	●			
La Jolla	Combo		●	●	●
Longview	Combo	●			



**SOLID CONSTRUCTION.
FEEL THE DIFFERENCE.**

STYLE	TYPE	Dark Bronze	Venetian Bronze	Satin Nickel	Matte Black
Napa	Combo		●	●	
Santa Cruz	Combo		●	●	●
Seattle	Combo		●	●	●



Smart phone. Smart home.

- Works with a smartphone right out of the box – no need for a smart home or security system.
- Use the app to update the lock to the latest features.

- Built-in alarm technology senses potential door attacks.
- Highest industry ratings for residential security, durability and finish.
- Schedule access codes so guests can only enter when you want.
- Lock holds up to 30 access codes.





Plymouth handleset
with Georgian knob
in Bright Brass



Camelot handleset
with Accent lever
in Satin Nickel



Century handleset
with Latitude lever
in Matte Black



Note: Any handleset can be paired with any interior knob or lever shown here.

STYLE	BRIGHT BRASS	SATIN NICKEL	MATTE BLACK	AGED BRONZE
Georgian	✓	✓	✓	✓
Bowery		✓	✓	✓
Accent	✓	✓	✓	✓
Latitude		✓	✓	✓
Camelot	✓	✓	✓	✓
Plymouth	✓	✓	✓	✓
Century		✓	✓	✓

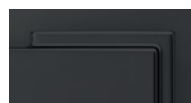
FINISH
OPTIONS




Bright Brass
605



Satin Nickel
619




Matte Black
622



Aged Bronze
716

Specialty Hardware Options


Home Guard® offers a number of hardware choices to add the finishing touches of beauty and functionality to your door. Optional door knockers, magazine slots, kickplates and spring hinges are available for added security, utility and beauty. See your Home Guard® representative for a full selection of options and available finishes.



Magazine Slot
Opening Size: 2-1/4" X 11"



Kickplate*



Wide Angle Peep Sight*



Satin Nickel
Knocker
w/Peep Sight*



Spring Hinge*

* Available in Brass, Satin Nickel and Oil Rubbed Bronze. See your Home Guard dealer for finish samples.



X-Large
Flap Opening Size: 13.75" X 23.75"




Freedom Aluminum Petdoor


Pets crave freedom. This door gives your pet all the freedom he needs. This solid aluminum frame installs easily and the soft, transparent single flap provides a tight weather seal. The Freedom Aluminum door includes a locking panel that gives you the power to control when your pets can use the door.

PRODUCT FEATURES

- Solid aluminum construction
- Locking panel
- Color: White
- Transparent single flap for weather-tight seal



Small
Flap Opening Size:
5.25" X 8.125"



Medium
Flap Opening Size:
8.25" X 12.25"



Large
Flap Opening Size: 10.25" X 16.25"

CLADWRAP®

Machine-formed Aluminum Cladding System for ALL Home Guard Entry System Doors




CLADWRAP® is a factory-formed, pre-fit cladding system that provides a beautiful, protective coating for the door jamb and brickmold. Available in both coordinating and complimentary colors, our unique cladding system offers:

- Jamb Protection
- Lasting Beauty
- Freedom from Maintenance
- Textured Finish

Available in 16 Quality Edge™ colors of vinyl clad aluminum.

Please refer to page 27 for our complete color palette.

HINGED SIDELITE



The HGI hinged sidelite units gives homeowners an option to compliment their entry with clear or decorative glass while allowing operation for full clearance in the opening. The sidelite portion of these door systems operates exactly like the less active side of a double door with an astragal which closes out the weather and secures into the opening with head and foot pins which engage into the top of the door frame and threshold. Beautiful and functional...another HGI exclusive.

Available in 12" & 14" Fiberglass or Signature Fiberglass only. Jamb outer dimension width will be 7/8" less than standard door and sidelite combo. Wider trim may be necessary.

TimberFrame®

Hand Finished Composite Jamb & Brickmold

Home Guard® is proud to offer TimberFrame® Jamb and Brickmold. These beautiful, hand-stained jambs and brickmold are the perfect compliment to the Ironwood® collection of Stained Steel Entry Doors.



Hand Stained To Match All Home Guard® Door Stains

Completely Maintenance & Worry-Free

Will Not Wick Water

Will Not Warp, Rot or Mold

100% Composite Material

Available for Single Doors, Double Doors & Single Doors With Sidelites

TimberFrame® jamb and brickmold are stained to match Ironwood® doors and all are protected with a GuardCoat coating for years of lasting and durable beauty. Add the look and beauty of wood to your home's entrance with the added strength and security of steel... but with none of the headaches.

BURGLAR GUARD STRIKE



The Burglar Guard is an innovative HGI exclusive feature that transforms a standard wood door jamb into a high security entryway. The Burglar Guard replaces the entire strike portion of the jamb with two walls of heavy steel for the ultimate protection against forced entry. The Burglar Guard also has two 2-way jamb adjusters to create the perfect margin between the door and the jamb which are accessible simply by removing the strike plates. The strike plates are also adjustable in and out to offer the correct point of insertion for both the deadbolt and the latch.

- 2-Way Jamb Adjuster
- Adjusts latch for both deadbolt & strike
- Allows for perfect weatherstrip compression
- Allows door to close and latch at exactly the right point
- Virtually eliminates kick-in
- Available on single doors only





Welded Aluminum Storm Doors

Home Guard Industries has been making doors and windows for over three decades. Quality has always been our first priority. Our doors have several unique features: All main frames are T.I.G. welded to eliminate air or water penetration and add unbelievable strength to each corner. The added strength allows us to use heavy gauge narrow rails to maximize the light and air allowed into your home. Another key feature is the powder-coated finish which is much more resilient than competitor's painted finish. Please note that all HGI Solid Aluminum Storm Door colors are part of the HGI ProMatch® Color System and can be exactly matched to HGI Entry Doors, Windows and Patio Doors. A third unique feature is our "No-Sag" hinge system which nests the hinges in a track instead of carrying the weight of the door by screws. All HGI storm doors are covered by our HGI Limited Lifetime Warranty.



Robotic Welded Corners

Our state-of-the-art robotic welder units ensure consistent quality, outstanding strength and HGI reliability in every door we build.



100

108

10855

200



12055

1203P

1202PSS

1203PSS



Choice of Hardware

Choose from our Albany in black or white, the Brookfield in six finishes or our Full Mortise Lever lock in three metallic finishes.

Standard Albany Lift

Mortise lock and deadbolt

Brookfield lock & keyed deadbolt



32

1202HSS

1202P

120



Welded Aluminum Storm Doors



140



140SS



1403H



1404SQ



1402P




1403PSS



1402PSS



1403HSS




Textured Finish Colors
 These colors do not have a matching entry door or window color.



All HGI storm doors and components are coated using a high temperature baked on electrostatically applied powder coat. Powder coating is the most advanced exterior coating available with a finish many times harder and more scratch resistant than conventional wet paint. HGI is one of very few manufacturers that provide this more expensive and more durable coating.



Entry Shield Features



Tempered Safety Glass
Heat-tempered safety glass ensures the safety of all family members and provides a clear weather shield that is three times stronger than regular glass.



Non-Glare Fiberglass Screen
HGI's fiberglass screen won't dent or puncture like an aluminum screen and offers a clean, non-glare view.



Arc-Welded Corners
HGI's metal inert gas (MIG) welded corners provide the strongest door available, in fact the corner is the strongest point on the door. Storm doors that are screwed together loosen, rattle & sag over time.



Unique Pocket Hinge
Our nested hinge provides strength where it is needed most. As the frame of the door carries the weight, the hinges are not being pulled from the door during operation like competitors doors. Our hinges are self-lubricating and maintenance-free.



Heavy-Duty Pneumatic Closures
with wind chains provide smooth easy closing with a pull-close feature to ensure proper latching.



Choice of Hardware
Choose from our Albany in black or white, The Brookfield in six finishes or our Full Mortise Lever lock in three metallic finishes.



1 1/4" Thick .062" Heavy Gauge Aluminum
Our premium aluminum is dent resistant and sturdy enough to provide years of beauty and performance.



Cove Molded Frame
Our unique cove molded frame profiles offer beauty and style to your front door.

Heavy-Duty Pet Screen



Pet Screen resists tears and punctures caused by pets. Made of strong vinyl-coated polyester, Pet Screen is seven times stronger than traditional screening.


Screen & Glass Options

Clearly Better Invisible Screen



Clearly Better® is a revolutionary screen material with high-tech fiber that allows excellent protection against unwanted pests, but appears very clear (nearly invisible). *Ask to not see it today!*


Tinted Glass




Optional Tinted Glass offers added privacy, creates energy efficiency, provides protection from the sun and reduces glare.

Pet Doors


Pet doors are available in our 120 and 140 series Energy Shield AlumiWeld Doors. Available in four sizes for dogs 15 to 220 lbs. (see page 30 for more details). The aluminum frame Freedom Pet Door allows your pet to get in and out on its schedule...not yours. Freedom Pet Doors are available in white only.



Contour panel dividers provide a rich look to door panels while adding rigidity to the already strong .0625" gauge kick pan.



Kick panels feature a textured finish



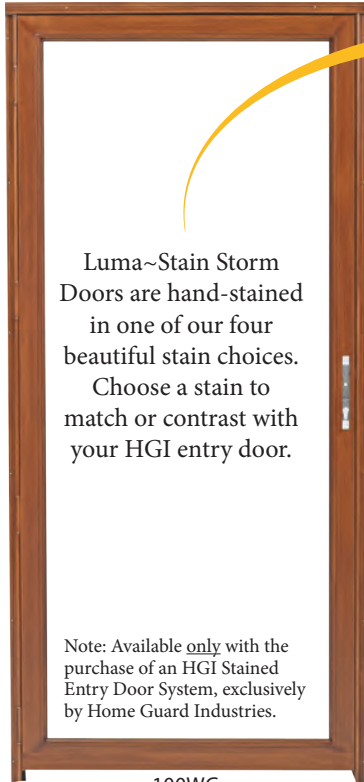
Because AlumiWeld doors are structurally superior to screwed-together storm doors, the outer frame is narrower. The result is more glass, more light, more screen and more air.

SS = Self Storing

Matching Luma Stain Storm Door



Home Guard is now offering a faux wood grain stain to match (not mask) the HGI Entry Doors. These beautiful doors are **only** available when sold in conjunction with an HGI Stained Entry Door System. Homeowners love the look of stained wood, but would like to have the option of a screen or **glass outer door**. Historically, the only option was a painted storm door which detracted from the entry door. Our system (available only in a one-lite, style 100 or 108 VWG) blends nicely with our stained entry doors to offer the best of both worlds. All lineal components (door frame, glass frame, screen, Z-bar and expander) will be stained one of the HGI stain colors to match your new HGI Entry System. The three coat process will provide beauty and elegance, yet not conflict with the color of the entry door. Available **only** with the purchase of an HGI Stained Entry Door System, exclusively by Home Guard Industries.



100WG



Luma-Stain Options




Colonial Oak



Cherry



English Walnut



Mystic Harbor



FLEXSCREEN®

All self-storing units will come standard with FLEX-SCREEN which allows for screen removal in seconds and provides full vertical movement of both the upper and lower glass.

**Recently featured
on the TV show
"Shark Tank"!**



1403P



100



1404SQ



1203PSS

OLD WORLD CRAFTSMANSHIP MEETS MODERN TECHNOLOGY



HOME GUARD Industries' modern, 170,000 sq. ft. manufacturing facility is located on 22 acres right in the heart of the small community of Grabill, Indiana. Grabill is a quaint town of 900 residents, supported by antique and custom cabinet shops. The surrounding area has been farmed by generations of Amish families, well known for their detail and craftsmanship. The Grabill location provides HOME GUARD with the perfect atmosphere to produce custom window and door products with uncompromising efficiency, speed and quality.

More High Quality Products from
HOME GUARD Industries, Inc.



Vinyl Windows



Security Storm Doors



Patio Doors



Round Top Doors



Welded Aluminum Storm Doors

www.homeguardindustries.com



DOORS & WINDOWS

(800) 525-1885



©2021 HOME GUARD® Industries, Inc. • 13101 South Main St. • Grabill, IN 46741

