



DOORS & WINDOWS



*Welded Aluminum Storm Doors*



*Welcome Home*



## Standard Features



### Arc-Welded Corners

HGI's metal inert gas (TIG) welded corners provide the strongest door available, in fact the corner is the strongest point on the door. Storm doors that are screwed together loosen, rattle & sag over time.



### Unique Pocket Hinge

Our nested hinge provides strength where it is needed most. As the frame of the door carries the weight, the hinges are not being pulled from the door during operation like competitors doors. Our hinges are self-lubricating and maintenance-free.



### 1 1/4" Thick .062" Heavy Gauge Aluminum

Our premium aluminum is dent resistant and sturdy enough to provide years of beauty and performance.



### Cove Molded Frame

Our unique cove molded frame profiles offer beauty and style to your front door.



### Tempered Safety Glass

Heat-tempered safety glass ensures the safety of all family members and provides a clear weather shield that is three times stronger than regular glass.



### Non-Glare Fiberglass Screen

HGI's fiberglass screen won't dent or puncture like an aluminum screen and offers a clean, non-glare view.



### Heavy-Duty Pneumatic Closures

with wind chains provide smooth easy closing with a pull-close feature to ensure proper latching.



### Choice of Hardware

Choose from our Albany in black or white, The Brookfield in six finishes or our Full Mortise Lever lock in three metallic finishes.



# The Bay View Collection

Home Guard Industries has been making doors and windows for over three decades. Quality has always been our first priority. Our doors have several unique features: All main frames are T.I.G. welded to eliminate air or water penetration and add unbelievable strength to each corner. The added strength allows us to use heavy gauge narrow rails to maximize the light and air allowed into your home. Another key feature is the powder-coated finish which is much more resilient than competitor's painted finish. Please note that all HGI Solid Aluminum Storm Door colors are part of the HGI ProMatch® Color System and can be exactly matched to HGI Entry Doors, Windows and Patio Doors. A third unique feature is our "No-Sag" hinge system which nests the hinges in a track instead of carrying the weight of the door by screws. All HGI storm doors are covered by our HGI Limited Lifetime Warranty.



100



108



108SS



200



1403P



100



1404SQ

SS = Self Storing



# Entry Shield Series



140



140SS



1403H



1404SQ



1402P



1403PSS



1402PSS



1403HSS

Standard Kick Panel

**.040**

HGI Entry Shield® Kick Panel

**.065**

All HGI Entry-Shield® Storm Doors are complete with aluminum kick panels that are 56% heavier than normal doors. The additional thickness creates strength and greatly aids in the resistance to denting.

SS = Self Storing



# Entry Shield Series



120SS



1203P



1202PSS



1203PSS



1203PSS




1202HSS



1202P




120



Contour panel dividers provide a rich look to door panels while adding rigidity to the already strong .0625" gauge kick pan.



Kick panels feature a textured finish



Because AlumiWeld doors are structurally superior to screwed-together storm doors, the outer frame is narrower. The result is more glass, more light, more screen and more air.

SS = Self Storing



108V



108V

## Vented Storm Doors

To allow the circulation of air for doors in high heat situations, HGI offers the Energy Shield 108V Door. Doors with certain exposure to the sun, coupled by a dark color entry door, can produce temperatures in excess of 300°. These high temperatures have damaging effects to finishes, glass, frames and door seals. The 108V has an interchangeable screen and glass unit for the bottom of the door to allow air to circulate during the warmer months of the year. The vent screen comes standard with our durable pet screen mesh. In addition to our 12 color choices, the 108V is also available in three stain options, shown page 7.

## Pet Doors

Pet doors are available in our 120 and 140 series Energy Shield AlumiWeld Doors. Available in two sizes: Small (for pets up to 15 lbs.) or Medium (for pets up to 40 lbs.). The aluminum frame Freedom Pet Door allows your pet to get in and out on its schedule...not yours. Freedom Pet Doors are available in white only.



ES1203PDD



ES1403PDD



ES1203PDDSS



## Screen & Glass Options

### Heavy-Duty Pet Screen




Pet Screen resists tears and punctures caused by pets. Made of strong vinyl-coated polyester, Pet Screen is seven times stronger than traditional screening.

### Clearly Better Invisible Screen



**Clearly Better**® is a revolutionary screen material with high-tech fiber that allows excellent protection against unwanted pests, but appears very clear (nearly invisible). *Ask to not see it today!*

### Tinted Glass

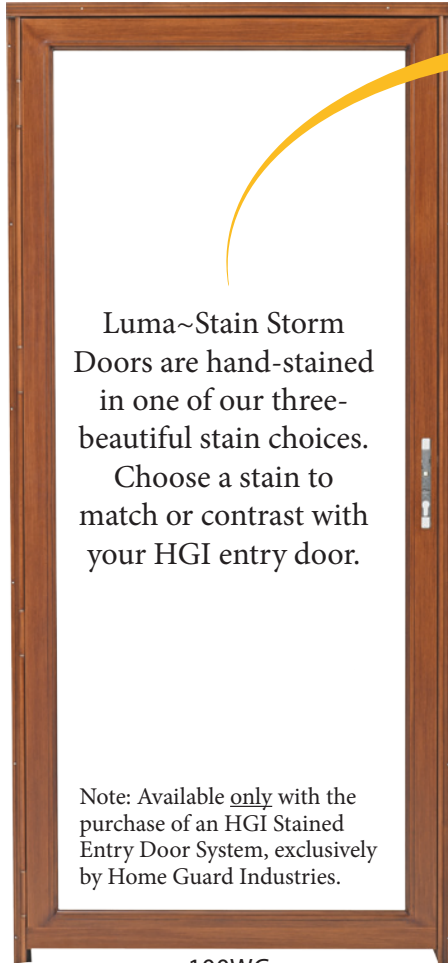


Optional Tinted Glass offers added privacy, creates energy efficiency, provides protection from the sun and reduces glare.

# Luma~Stain



Home Guard is now offering a faux wood grain stain to match (not mask) the HGI Entry Doors. These beautiful doors are **only** available when sold in conjunction with an HGI Stained Entry Door System. Homeowners love the look of stained wood, but would like to have the option of a screen or glass **outer door**. Historically, the only option was a painted storm door which detracted from the entry door. Our system (available only in a one-lite, style 100 or 108 VWG) blends nicely with our stained entry doors to offer the best of both worlds. All lineal components (door frame, glass frame, screen, Z-bar and expander) will be stained one of the HGI stain colors to match your new HGI Entry System. The three coat process will provide beauty and elegance, yet not conflict with the color of the entry door. Available **only** with the purchase of an HGI Stained Entry Door System, exclusively by Home Guard Industries.



Luma~Stain Storm Doors are hand-stained in one of our three-beautiful stain choices. Choose a stain to match or contrast with your HGI entry door.

Note: Available **only** with the purchase of an HGI Stained Entry Door System, exclusively by Home Guard Industries.

100WG



## Luma-Stain Options



Colonial Oak



Cherry



English Walnut



# Hardware and Color Options

## Standard - Albany Lift



Black

White

## Mortise lock and deadbolt



Bright Brass

Oil Rubbed Bronze

Satin Nickel

## Brookfield lock and keyed deadbolt



Black

White


Oil Rubbed Bronze

Bright Brass

Satin Nickel

Antique Brass

The HGI exclusive color match system ensures that your powder coated storm door can match HGI entry doors, vinyl windows and sliding patio doors.



Jade Sedona

### Textured Finish Colors

These colors do not have a matching entry door or window color.

Due to the limitations of the printing process, printed colors will vary from the actual color. Please see your HGI representative for exact color samples.

All HGI storm doors and components are coated using a high temperature baked on electrostatically applied powder coat. Powder coating is the most advanced exterior coating available with a finish many times harder and more scratch resistant than conventional wet paint. HGI is one of very few manufacturers that provide this more expensive and more durable coating.

[www.home-guard.net](http://www.home-guard.net)



DOORS & WINDOWS  
(800) 525-1885



© 2019 HOME GUARD® Industries, Inc. • 13101 South Main St. • Grabill, IN 46741

